

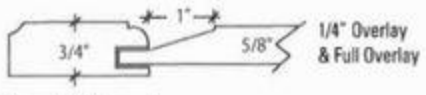

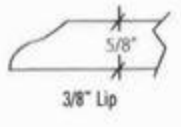
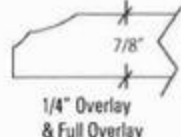




**Hanover - Square Raised Panel**

Our popular traditional raised panel door - available in both partial and full overlay cabinet styles.

Drawer face options - slab or raised panel (added charge applies)

HANOVER		Price group #1
	<b>Standard Drawer Front</b> 5/8" or 7/8" solid slab	<ul style="list-style-type: none"> <li>• Species: <input checked="" type="checkbox"/> Birch <input checked="" type="checkbox"/> Cherry <input checked="" type="checkbox"/> Maple <input checked="" type="checkbox"/> Pine <input checked="" type="checkbox"/> Red Oak</li> <li>• Overlay Options:               <ul style="list-style-type: none"> <li>- 3/8" Lip</li> <li>- 1/4" overlay</li> <li>- Full overlay</li> </ul> </li> <li>• Designer note: Full overlay doors held down 1 3/8" @ top of wall &amp; tall cabinetry.</li> </ul>
	<b>Standard Door</b> Construction: 3/4" Solid Wood w/ Mortise & Tenon Stiles: 2 1/4" Rails: 2 1/4" Panel: 5/8" Raise: Slant	
<b>DOOR DETAIL</b>  		<b>DRAWER HEAD DETAIL</b>  
		<b>OPTIONAL 5 PIECE DRAWER FRONT:</b> <ul style="list-style-type: none"> <li>• Full overlay only!</li> <li>• Specifications on page: D-A</li> <li>• Price includes full overlay upcharge.</li> </ul>

Installed By:



Supplied By:

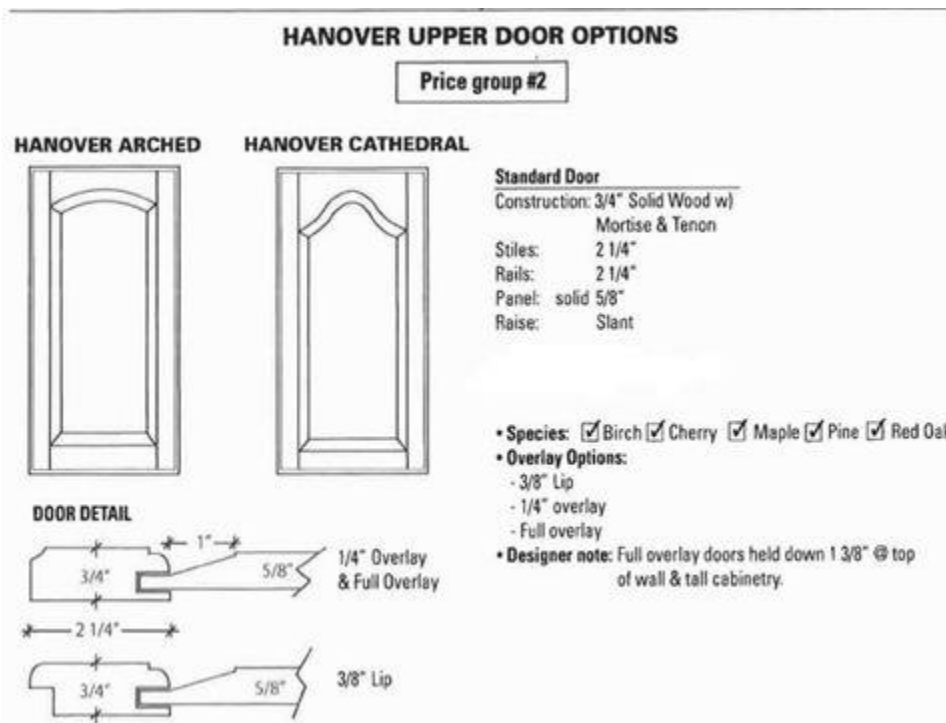




**Hanover - Arched & Cathedral Raised Panel**

Arched or Cathedral raised panel door - available in both partial and full overlay cabinet styles. A rounded cathedral design or a soft arch at the top makes a cabinet door feel a little more traditional. This style works well in a cottage or country kitchen, and in kitchens with lots of detailed woodwork and molding.

Drawer face options - see square raised panel details



Installed By:



Supplied By:



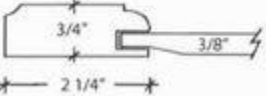

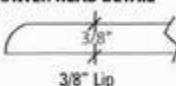
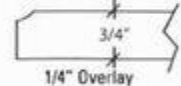




**Homestead - Square Recessed Panel**

Clean lines while adding more dimensional interest than a slab cabinet door. Recessed panels are popular in contemporary kitchens.

Drawer face options - slab or raised panel (added charge applies)

Price group #1	
<p><b>HOMESTEAD</b></p>  <p><b>Standard Drawer Front</b> 3/8" or 3/4" solid slab <i>(add \$11 List for full overlay)</i></p>  <p><b>Standard Door</b> Construction: 3/4" Solid Wood w/ Mortise &amp; Tenon Stiles: 2 1/4" Rails: 2 1/4" Panel: solid 3/8" Raise: Flat <i>(add \$45 List for full overlay)</i></p> <p><b>DOOR DETAIL</b></p>  <p>3/4"      3/8"      1/4" Overlay &amp; Full Overlay 2 1/4"</p>  <p>3/4"      3/8"      3/8" Lip</p>	<ul style="list-style-type: none"> <li>• <b>Species:</b> <input checked="" type="checkbox"/> Birch <input checked="" type="checkbox"/> Cherry <input checked="" type="checkbox"/> Maple <input checked="" type="checkbox"/> Pine <input checked="" type="checkbox"/> Red Oak</li> <li>• <b>Overlay Options:</b> <ul style="list-style-type: none"> <li>- 3/8" Lip</li> <li>- 1/4" overlay</li> <li>- Full overlay</li> </ul> </li> <li>• <b>Designer note:</b> Full overlay doors held down 1 3/8" @ top of wall &amp; tall cabinetry.</li> <li>• <b>Designer note:</b> Optional 1/4" MDF Bead groove center panel is available in lieu of 3/8" solid wood panel at no additional charge.</li> </ul> <p><b>DRAWER HEAD DETAIL</b></p>  <p>3/8"      3/8" Lip</p>  <p>3/4"      1/4" Overlay &amp; Full Overlay</p> <p><b>OPTIONAL 5 PIECE DRAWER FRONT:</b></p> <ul style="list-style-type: none"> <li>• Full overlay only!</li> <li>• Specifications on page: D-A</li> <li>• Price includes full overlay upcharge.</li> </ul>

Installed By:



Supplied By:

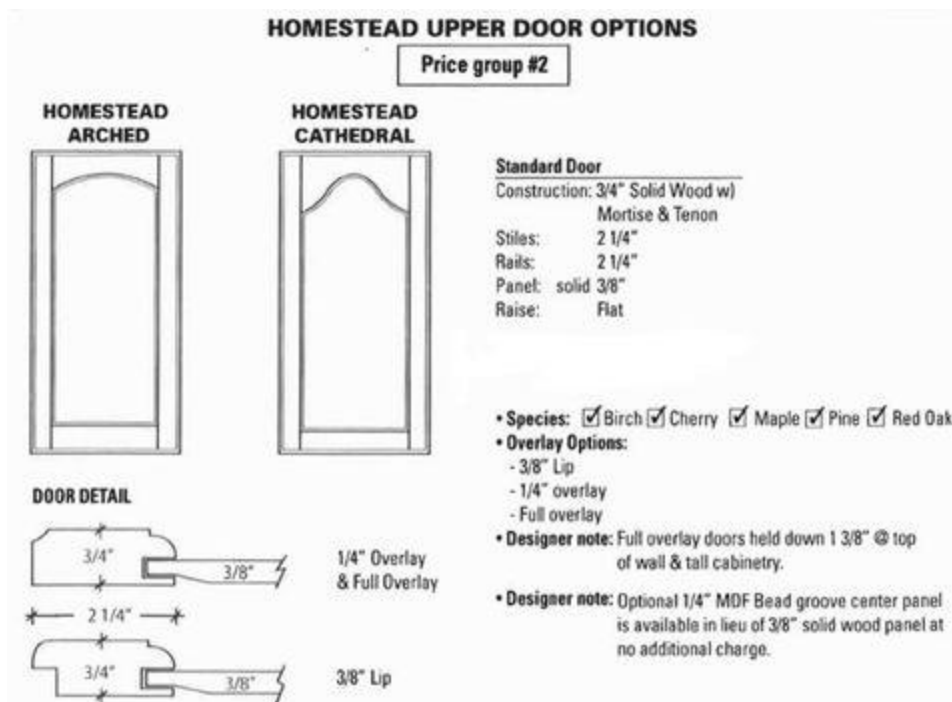




**Homestead - Arched & Cathedral Recessed Panel**

Arched or Cathedral recessed panel door - available in both partial and full overlay cabinet styles. A rounded cathedral design or a soft arch at the top makes a cabinet door feel a little more traditional. This style works well in a cottage or country kitchen, and in kitchens with lots of detailed woodwork and molding.

Drawer face options - see square raised panel details




Installed By:



Supplied By:






**Shaker - Tradition meets Contemporary Style**

The typical shaker panel insert lends a clean-line look, while adding more dimensional interest than a straightforward slab cabinet door. Shaker panels are popular in contemporary kitchens.


Drawer face options - slab or raised panel (added charge applies)

**Price group #1**

**SHAKER**



**Standard Drawer Front**  
3/4" solid slab




**Standard Door**  
Construction: 3/4" Solid Wood w)  
Mortise & Tenon

Stiles: 2 1/4"  
Rails: 2 1/4"  
Panel: 3/8"  
Raise: Flat


- **Species:**  Birch  Cherry  Maple  Pine  Red Oak
- **Overlay Options:**
  - 3/8" Lip
  - 1/4" overlay
  - Full overlay
- **Designer note:** Full overlay doors held down 1 3/8" @ top of wall & tall cabinetry.
- **Designer note:** Optional MDF Bead groove center panel is available in lieu of 3/8" solid wood panel at no additional charge.

**DOOR DETAIL**



3/4"      3/8"


1/4" Overlay & Full Overlay



3/4"      3/8"


3/8" Lip

**DRAWER HEAD DETAIL**



3/8"

3/8" Lip



3/4"

1/4" Overlay & Full Overlay

**OPTIONAL 5 PIECE DRAWER FRONT:**

- Full overlay only!
- Specifications on page: D-A
- Price includes full overlay upcharge.

Installed By:



Supplied By:






**Shaker II- Double Panel**

Do you like the Shaker cabinet style but want to have more design options? We listened and this double panel door will bring your new kitchen a style that will be timeless. Painted or stained, our Shaker II door style has been growing in demand.

Drawer face options - slab or raised panel (added charge applies)

**Price group #3**

**SHAKER II**

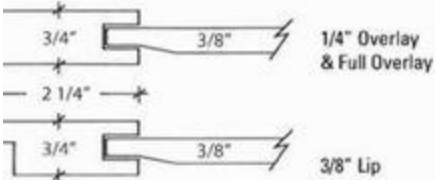


**Standard Drawer Front**  
3/8" or 3/4" solid slab

**Standard Door**  
Construction: 3/4" Solid Wood w/ Mortise & Tenon  
Stiles: 2 1/4"  
Rails: 2 1/4"  
Panel: solid 3/8"  
Raise: Flat


**Designer note:**  
9" & 12" wide cabinets will receive single panel.

**IOR DETAIL**



- **Species:**  Birch  Cherry  Maple  Pine  Red
- **Overlay Options:**
  - 3/8" Lip
  - 1/4" overlay
  - Full overlay
- **Designer note:** Full overlay doors held down 1 3/8" @ top of wall & tall cabinetry.

**DRAWER HEAD DETAIL**



**OPTIONAL 5 PIECE DRAWER FRONT:**

- Full overlay only!
- Specifications on page: D-A
- Price includes full overlay upcharge.

Installed By:



Supplied By:





**Cottage - Beadboard Recessed Panel**

In the right kitchen with the correct lighting there is no doubt that beadboard style cabinet doors can look fantastic. When everything is done in the right way your kitchen will look spectacular.

Due to limited availability - contact us for details prior to ordering

**Price group #1**

**COTTAGE**

**Standard Drawer Front**  
3/4" solid slab

---

**Standard Door**  
Construction: 3/4" Solid Wood w/  
Mortise & Tenon  
Stiles: 2 1/4"  
Rails: 2 1/4"  
Panel: bead groove 1/4" MDF  
Raise: Flat

- Species:  Birch  Cherry  Maple  Pine  Red Oak
- Overlay Options:
  - 3/8" Lip
  - 1/4" overlay
  - Full overlay
- Designer note: Full overlay doors held down 1 3/8" @ top of wall & tall cabinetry.

**DOOR DETAIL**

1 1/2" ctr to ctr  
3/4"  
2 1/4"  
1/4" Overlay & Full Overlay  
1 1/2" ctr to ctr  
3/8" Lip

**DRAWER HEAD DETAIL**

3/8" Lip  
1/4" Overlay & Full Overlay

**OPTIONAL 5 PIECE DRAWER FRONT:**

- Full overlay only!
- Specifications on page: D-A
- Price includes full overlay upcharge.

Installed By:



Supplied By:

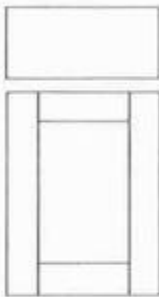
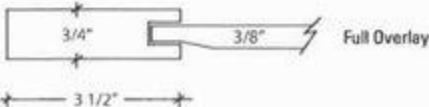





**Stockholm- Wide Rail Shaker**

This is the most popular Shaker style door for modern designs. European styling with clean lines makes our Stockholm door a popular choice with architects and designers. Stained, painted, or in one of our new specialty finishes - they all are winners.

Drawer face options - slab or raised panel (added charge applies)

Price group #3	
<b>STOCKHOLM</b>	
 <p><b>DOOR DETAIL</b></p> 	<p><b>Standard Drawer Front</b> 3/4" solid slab</p> <p><b>Standard Door</b> Construction: 3/4" Solid Wood w/ Mortise &amp; Tenon Stiles: 3 1/2" Rails: 3 1/2" Panel: solid 3/8" Raise: Flat</p> <p>• <b>Designer note:</b> Minimum cabinet width is 12"</p>
	<ul style="list-style-type: none"> <li>• <b>Species:</b> <input checked="" type="checkbox"/> Birch <input checked="" type="checkbox"/> Cherry <input checked="" type="checkbox"/> Maple <input checked="" type="checkbox"/> Pine <input checked="" type="checkbox"/> Red Oak</li> <li>• <b>Overlay Options:</b> - Full Overlay only; all Full Overlay charges apply</li> <li>• <b>Designer note:</b> Full overlay doors held down 1 3/8" @ top of wall &amp; tall cabinetry.</li> </ul> <p><b>DRAWER HEAD DETAIL</b></p>  <p>3/4" Full Overlay only</p> <p><b>OPTIONAL 5 PIECE DRAWER FRONT:</b></p> <ul style="list-style-type: none"> <li>• Full overlay only!</li> <li>• Specifications on page: D-A</li> <li>• Price includes full overlay upcharge.</li> </ul>


Installed By:



Supplied By:







**Vogue- Slab (Flat) Panel**

Simplicity with a modern flair, our Vogue door style is only available in full overlay with no up-charge for this cabinet style. The slab door looks great in most stain finishes as well as our new line of Valspar paint finishes.

Drawer face options - n/a


VOGUE		Price group #1
	<b>Standard Drawer Front</b> 3/4" MDF; Wood Veneer <i>w/ Wood taped edges</i>	<ul style="list-style-type: none"> <li>• <b>Species:</b> <input checked="" type="checkbox"/> Birch <input checked="" type="checkbox"/> Cherry <input checked="" type="checkbox"/> Maple <input type="checkbox"/> Pine <input checked="" type="checkbox"/> Red Oak</li> <li>• <b>Overlay Options:</b> <ul style="list-style-type: none"> <li>- 1/4" overlay</li> <li>- Full overlay</li> </ul> </li> <li>• <b>Designer note:</b> Full overlay doors held down 1 3/8" @ top of wall &amp; tall cabinetry.</li> <li>• <b>Designer note:</b> <i>No extra charge for Full Overlay Doors &amp; Drawers</i></li> </ul>
	<b>Standard Door</b> Const: 3/4" MDF; Wood Veneer <i>w/ Wood taped edges</i>	
<b>DOOR DETAIL</b> 	1/4" Overlay & Full Overlay	

Installed By:



Supplied By:


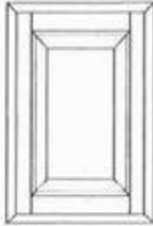
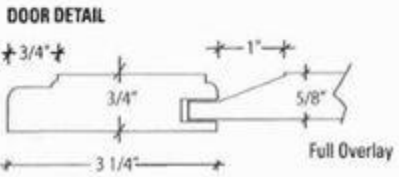
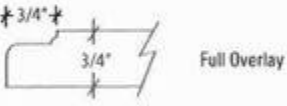




**Regency- Euro Styled Wide Rail Raised Panel**

European 3-1/4" Wide Rail allows our Regency door to be used for those who want traditional raised panel with a European flair.

Drawer face options - slab or raised panel (added charge applies)

Price group #3	
<p><b>REGENCY</b></p>  <p><b>Standard Drawer Front</b> 3/4" solid slab</p>  <p><b>Standard Door</b> Construction: 3/4" Solid Wood w/ Mortise &amp; Tenon</p> <p>Stiles: 3 1/4" Rails: 3 1/4" Panel: 5/8" Raise: Slant</p> <p>• Designer note: Minimum cabinet width is 12"</p> <p><b>DOOR DETAIL</b></p> 	<ul style="list-style-type: none"> <li>• Species: <input checked="" type="checkbox"/> Birch <input checked="" type="checkbox"/> Cherry <input checked="" type="checkbox"/> Maple <input checked="" type="checkbox"/> Pine <input checked="" type="checkbox"/> Red Oak</li> <li>• Overlay Options: <ul style="list-style-type: none"> <li>- Full Overlay only; all Full Overlay charges apply</li> </ul> </li> <li>• Designer note: Full overlay doors hold down 1 3/8" @ top of wall &amp; tall cabinetry.</li> </ul> <p><b>DRAWER HEAD DETAIL</b></p>  <p><b>OPTIONAL 5 PIECE DRAWER FRONT:</b></p> <ul style="list-style-type: none"> <li>• Full overlay only!</li> <li>• Specifications on page: D-A</li> <li>• Price includes full overlay upcharge.</li> </ul>

Installed By:



Supplied By:



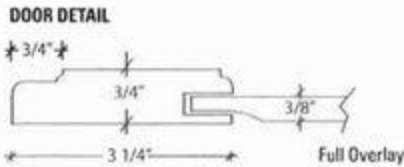
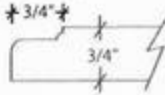




**Windsor- Euro Styles Wide Rail Recessed Panel**

Just like the name, Windsor bring an English style with its clean lines and recessed panel design. Popular in Cherry stains as well as our Pebblestone specialty finish.

Drawer face options - slab or raised panel (added charge applies)

Price group #3	
<p><b>WINDSOR</b></p>  <p><b>Standard Drawer Front</b> 3/4" solid slab</p>  <p><b>Standard Door</b> Construction: 3/4" Solid Wood w/ Mortise &amp; Tenon Stiles: 3 1/4" Rails: 3 1/4" Panel: 3/8" Raise: Flat</p> <p>• <b>Designer note:</b> Minimum cabinet width is 12"</p> <p><b>DOOR DETAIL</b></p>  <p>3 1/4" Full Overlay</p>	<ul style="list-style-type: none"> <li>• <b>Species:</b> <input checked="" type="checkbox"/> Birch <input checked="" type="checkbox"/> Cherry <input checked="" type="checkbox"/> Maple <input checked="" type="checkbox"/> Pine <input checked="" type="checkbox"/> Red Oak</li> <li>• <b>Overlay Options:</b> <ul style="list-style-type: none"> <li>- Full Overlay only; all Full Overlay charges apply</li> </ul> </li> <li>• <b>Designer note:</b> Full overlay doors held down 1 3/8" @ top of wall &amp; tall cabinetry.</li> <li>• <b>Designer note:</b> Optional MDF Bead groove center panel is available in lieu of 3/8" solid wood panel at no additional charge.</li> </ul> <p><b>DRAWER HEAD DETAIL</b></p>  <p>3/4" Full Overlay only</p> <p><b>OPTIONAL 5 PIECE DRAWER FRONT:</b></p> <ul style="list-style-type: none"> <li>• Full overlay only!</li> <li>• Specifications on page: D-A</li> <li>• Price includes full overlay upcharge.</li> </ul>

Installed By:



Supplied By:



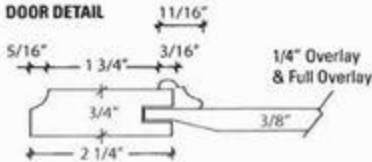
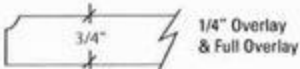




**Coventry- Recessed Panel with Applied Molding**

Are you looking for more style - add applied molding to your cabinet door style to give depth and character. Our Coventry door style finished in a popular stain and glaze option will truly stand out in any home.

Drawer face options - slab or raised panel (added charge applies)

COVENTRY		Price group #3
	<b>Standard Drawer Front</b> 3/4" solid slab <i>(add \$11 List for full overlay)</i>	<ul style="list-style-type: none"> <li>• Species: <input checked="" type="checkbox"/> Birch <input checked="" type="checkbox"/> Cherry <input checked="" type="checkbox"/> Maple <input checked="" type="checkbox"/> Pine <input checked="" type="checkbox"/> Red Oak</li> <li>• Overlay Options:               <ul style="list-style-type: none"> <li>- 1/4" overlay</li> <li>- Full overlay</li> </ul> </li> <li>• Designer note: Full overlay doors held down 1 3/8" @ top of wall &amp; tall cabinetry.</li> <li>• Designer note: Mullion doors are not available, D.P.G. and P.D. only</li> </ul>
	<b>Standard Door</b> Construction: 3/4" Solid Wood w/ Mortise & Tenon Stiles: 2 1/4" Rails: 2 1/4" Panel: 3/8" Solid Raise: Flat Detail: 11/16" applied moulding <i>(add \$45 List for full overlay)</i>	
		<b>DRAWER HEAD DETAIL</b> 
		<b>OPTIONAL 5 PIECE DRAWER FRONT:</b> <ul style="list-style-type: none"> <li>• Full overlay only!</li> <li>• Specifications on page: D-A</li> <li>• Price includes full overlay upcharge.</li> </ul>

Installed By:



Supplied By:



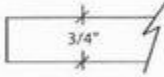
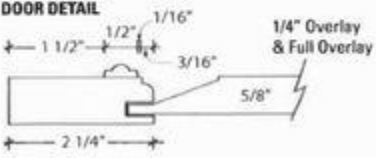




**Heritage - Raised Panel with Applied Molding**

Heritage - the name itself describes our company and its history in design and style options. This unique raised panel door style with its decorative molding insert brings another dimension to any kitchen or bath design.

Drawer face options - slab or raised panel (added charge applies)

Price group #3	
<b>HERITAGE</b>	
 <p><b>Standard Drawer Front</b> 3/4" solid slab</p>	<ul style="list-style-type: none"> <li>• Species: <input checked="" type="checkbox"/> Birch <input checked="" type="checkbox"/> Cherry <input checked="" type="checkbox"/> Maple <input checked="" type="checkbox"/> Pine <input checked="" type="checkbox"/> Red Oak</li> <li>• Overlay Options:               <ul style="list-style-type: none"> <li>- 1/4" overlay</li> <li>- Full overlay</li> </ul> </li> <li>• Designer note: Full overlay doors held down 1 3/8" @ top of wall &amp; tall cabinetry.</li> </ul>
 <p><b>Standard Door</b> Construction: 3/4" Solid Wood w/ Mortise &amp; Tenon</p> <p>Stiles: 2 1/4" Rails: 2 1/4" Panel: 5/8" Solid Raise: Slant Detail: 1/2" applied moulding <i>(add \$45 List for full overlay)</i></p>	<p><b>DRAWER HEAD DETAIL</b></p>  <p>1/4" Overlay &amp; Full Overlay</p>
<p><b>DOOR DETAIL</b></p>  <p>1 1/2" 1/2" 1/16" 3/16" 5/8" 2 1/4" 1/4" Overlay &amp; Full Overlay</p>	<p><b>OPTIONAL 5 PIECE DRAWER FRONT:</b></p> <ul style="list-style-type: none"> <li>• Full overlay only!</li> <li>• Specifications on page: D-A</li> <li>• Price includes full overlay upcharge.</li> </ul>

Installed By:



Supplied By:





**Williamsburg- Reverse Panel Shaker Style**

After a visit to Colonial Williamsburg, VA, our designers just had to introduce this timeless style. Retro and clean design with a unique angular panel inset into the traditional Shaker door style. This door is unique to our lineup and becoming a 'go to' for designers who want to get away from the typical recessed panel door styles.

Drawer face options - slab or raised panel (added charge applies)

WILLIAMSBURG		Price group #1
	<b>Standard Drawer Front</b> 3/8" or 3/4" solid slab <i>(add \$11 List for full overlay)</i>	<ul style="list-style-type: none"> <li>• Species: <input checked="" type="checkbox"/> Birch <input checked="" type="checkbox"/> Cherry <input checked="" type="checkbox"/> Maple <input checked="" type="checkbox"/> Pine <input checked="" type="checkbox"/> Red Oak</li> <li>• Overlay Options:               <ul style="list-style-type: none"> <li>- 3/8" Lip</li> <li>- 1/4" overlay</li> <li>- Full overlay</li> </ul> </li> <li>• Designer note: Full overlay doors held down 1 3/8" @ top of wall &amp; tall cabinetry.</li> </ul>
	<b>Standard Door</b> Construction: 3/4" Solid Wood w/ Mortise & Tenon Stiles: 2 1/4" Rails: 2 1/4" Panel: solid 3/8" Raise: Flat <i>(add \$45 List for full overlay)</i>	
<b>DOOR DETAIL</b> 	1/4" Overlay & Full Overlay  3/8" Lip	<b>DRAWER HEAD DETAIL</b> 
		<b>OPTIONAL 5 PIECE DRAWER FRONT:</b> <ul style="list-style-type: none"> <li>• Full overlay only!</li> <li>• Specifications on page: D-A</li> <li>• Price includes full overlay upcharge.</li> </ul>

Installed By:



Supplied By:






**Williamsburg II - 2 Panel Reverse Shaker Style**

Why not offer more to a popular and demanded style? This double panel reverse panel Shaker style is for those who want more in everything they design.

Drawer face options - slab or raised panel (added charge applies)

**Price group #3**

**WILLIAMSBURG II**



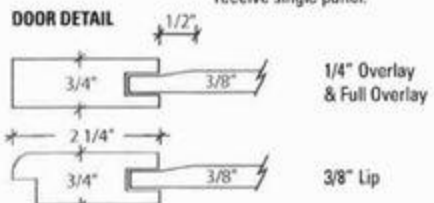
**Standard Drawer Front**  
3/4" solid slab

**Standard Door**  
Construction: 3/4" Solid Wood w/ Mortise & Tenon

Stiles: 2 1/4"  
Rails: 2 1/4"  
Panel: 3/8"  
Raise: Flat

**Designer note:**  
9" & 12" wide cabinets will receive single panel.


**DOOR DETAIL**



1/4" Overlay & Full Overlay  
3/8" Lip

- **Species:**  Birch  Cherry  Maple  Pine  Red Oak
- **Overlay Options:**
  - 3/8" Lip
  - 1/4" overlay
  - Full overlay
- **Designer note:** Full overlay doors held down 1 3/8" @ top of wall & tall cabinetry.

**DRAWER HEAD DETAIL**



3/8" Lip  
1/4" Overlay & Full Overlay

**OPTIONAL 5 PIECE DRAWER FRONT:**

- Full overlay only!
- Specifications on page: D-A
- Price includes full overlay upcharge.

Installed By:



Supplied By:



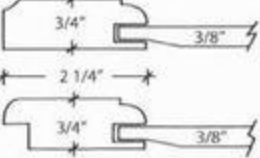





**Old Forge - 2 Panel Recessed Style**

Double panel design in a simple recessed panel with styled inside panel edges. Old Forge allows those who want to have a cottage or farm house style kitchen or bathroom while keeping the lines of the cabinetry up to date.

Drawer face options - slab or raised panel (added charge applies)

Price group #3	
<p><b>OLD FORGE</b></p>  <p><b>Standard Drawer Front</b> 3/8" or 3/4" solid slab <i>(add \$11 List for full overlay)</i></p>  <p><b>Standard Door</b> Construction: 3/4" Solid Wood w) Mortise &amp; Tenon Stiles: 2 1/4" Rails: 2 1/4" Panel: solid 3/8" Raise: Flat <i>(add \$45 List for full overlay)</i></p> <p>• <b>Designer note:</b> 9" &amp; 12" w cabinets will receive single panel.</p> <p><b>DOOR DETAIL</b></p>  <p>3/4"      3/8"</p> <p>2 1/4"</p> <p>3/4"      3/8"</p> <p>1/4" Overlay &amp; Full Overlay</p> <p>3/8" Lip</p>	<ul style="list-style-type: none"> <li>• <b>Species:</b> <input checked="" type="checkbox"/> Birch <input checked="" type="checkbox"/> Cherry <input checked="" type="checkbox"/> Maple <input checked="" type="checkbox"/> Pine <input checked="" type="checkbox"/> Red Oak</li> <li>• <b>Overlay Options:</b> <ul style="list-style-type: none"> <li>- 3/8" Lip</li> <li>- 1/4" overlay</li> <li>- Full overlay</li> </ul> </li> <li>• <b>Designer note:</b> Full overlay doors held down 1 3/8" @ top of wall &amp; tall cabinetry.</li> </ul> <p><b>DRAWER HEAD DETAIL</b></p>  <p>3/8" Lip      1/4" Overlay &amp; Full Overlay</p> <p><b>OPTIONAL 5 PIECE DRAWER FRONT:</b></p> <ul style="list-style-type: none"> <li>• Full overlay only!</li> <li>• Specifications on page: D-A</li> <li>• Price includes full overlay upcharge.</li> </ul>

*Please note—all photos used in this catalog are only a representation of the door or cabinet style.*

*Actual wood finishes, doors, etc. should be seen and approved prior to ordering any products.*

Installed By:

Supplied By: